

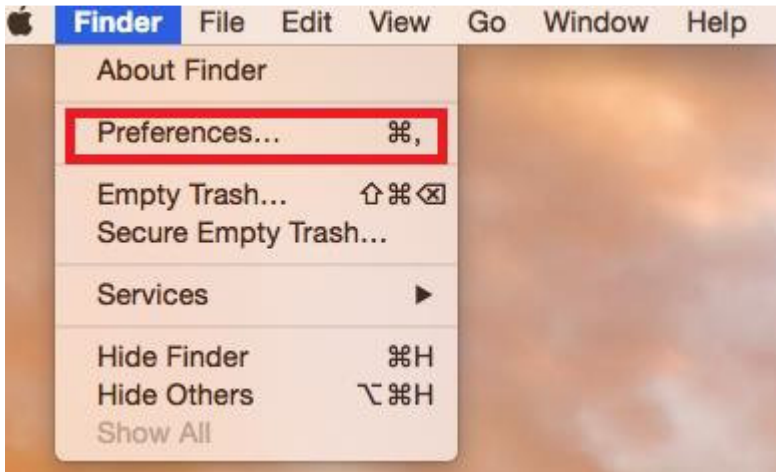
Title:	How To Install Plug-In for Mac OS for NVR GUI V 2.3.10 or 3.1.3 and above	Version:	1.0	Date:	3/19/15
Product:	All NVR firmware, latest to v3.1. or v2.3.10				
Action Required:	None, Information only				

Issue:

Previous versions of Mac plugin v3.0.4.51 or earlier versions will not work with latest NVR firmware of v2.3.10 (76xx NVRs) or v3.1.3 (9xxx/7716 NVRs) and above. The NVR GUI page will indicate “No Plug-ins detected” even if previous Mac plugin is installed.

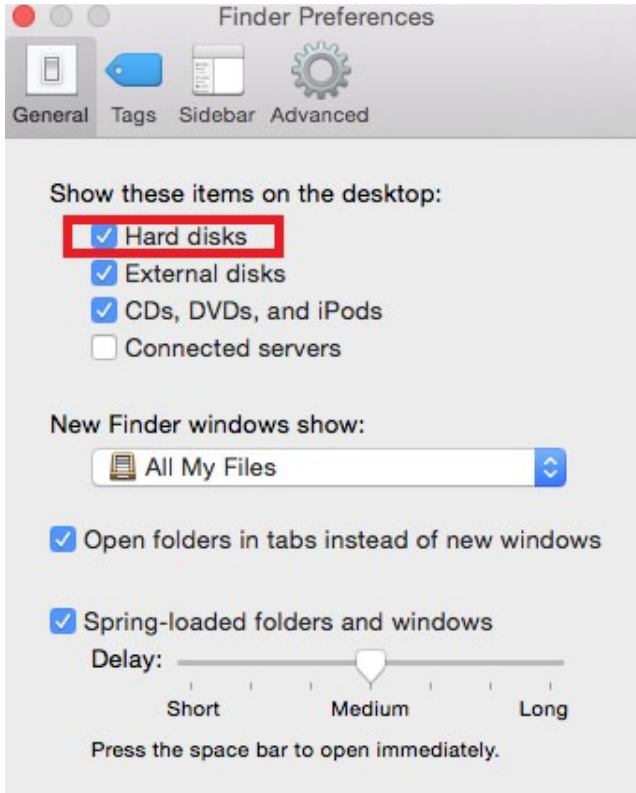
Solution:

- 1) First you need to delete all existing plug-ins on the Mac OS (tested with OS X Yosemite version 10.10.2)



- a. Enable Mac HD icon by navigating to **FINDER** and clicking on **Preferences...**
- b. The Finder Preferences menu opens and select to **check “Hard disks”**

Title:	How To Install Plug-In for Mac OS for NVR GUI V 2.3.10 or 3.1.3 and above	Version:	1.0	Date:	3/19/15
Product:	All NVR firmware, latest to v3.1. or v2.3.10				
Action Required:	None, Information only				

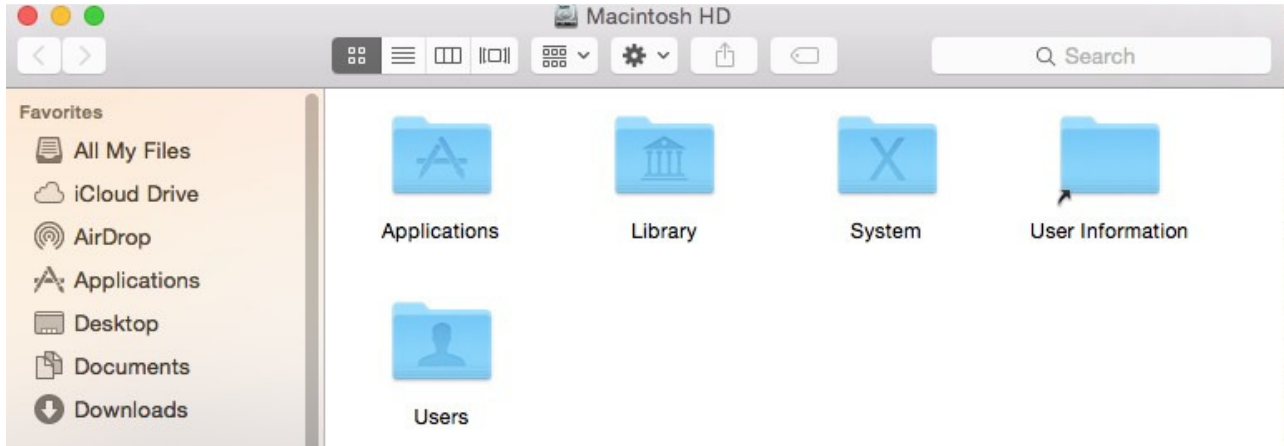


c) The **Macintosh HD** icon will appear on the desktop

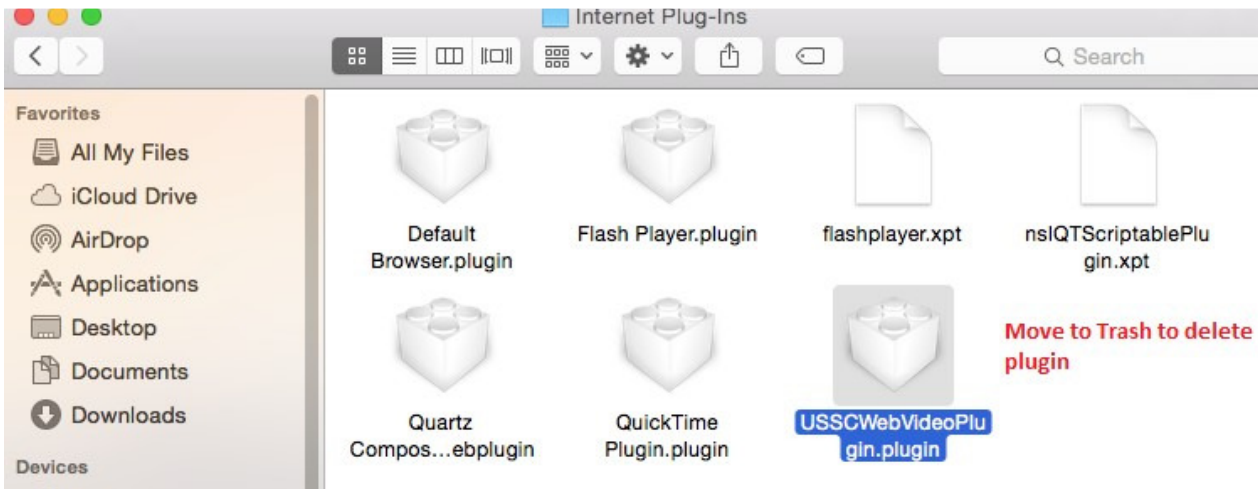


2) Navigate through the Macintosh HD by click on its icon and go to **Macintosh HD > Library > Internet Plug-ins**

Title:	How To Install Plug-In for Mac OS for NVR GUI V 2.3.10 or 3.1.3 and above	Version:	1.0	Date:	3/19/15
Product:	All NVR firmware, latest to v3.1. or v2.3.10				
Action Required:	None, Information only				

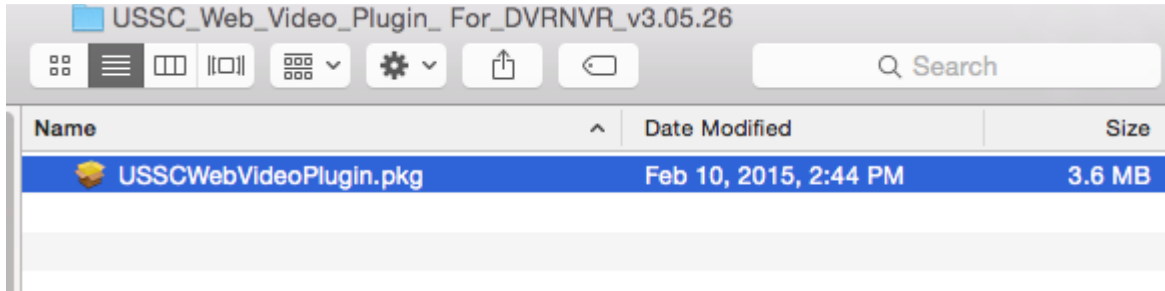


- Remove all plugins related to **USSCWebVideoPlugin.plugin** by right-click and left-click on “Move to Trash”



- Once all existing USSCWebVideoPlugins have been removed, you can install the new Mac plugin by clicking on the latest **USSC_Web_Video_Plugin_For_DVRNVR_v3.05.26** package. (You will need to uncompress the ZIP file first).

Title:	How To Install Plug-In for Mac OS for NVR GUI V 2.3.10 or 3.1.3 and above	Version:	1.0	Date:	3/19/15
Product:	All NVR firmware, latest to v3.1. or v2.3.10				
Action Required:	None, Information only				



- 5) Enter your Mac login credentials to install this plugin.
- 6) Open Safari browser and enter the NVR IP address to access the Web GUI and you will be able to login and view the live cameras.

Note: This **USSC_Web_Video_Plugin_For_DVRNVR_v3.05.26** Mac plugin is currently not available on the Hikvision website. Please contact your local Sales Engineer or technical support to receive it.