

## DS-3E1510P-SI Smart Managed 8-Port Gigabit PoE Switch



Smart managed switches are developed by Hikvision, featuring easy management and maintenance. You can easily deploy, monitor and expand your security system anytime and anywhere with our software platforms. You can view the network topology, monitor the health of the network and receive device alarms in real time, which greatly reduces the cost of network operation and maintenance.

- 10/100/1000 Base-T Network Interface.
- Support manage through Web browser. 5
- 8 × gigabit PoE ports, and 2 × gigabit fiber optical ports.
- IEEE 802.3at/af standard for PoE ports.
- Network topology management, alarm push, network health monitor.
- 6 kV surge protection for PoE ports.
- AF/AT camera can reach up to 300 m in extend mode.
- PoE watchdog to auto detect and restart the cameras that do not respond.
- Various layer 2 management protocols such as STP/RSTP, VLAN, link aggregation, SNMP, QoS and so on.

1

## ▪ Specification

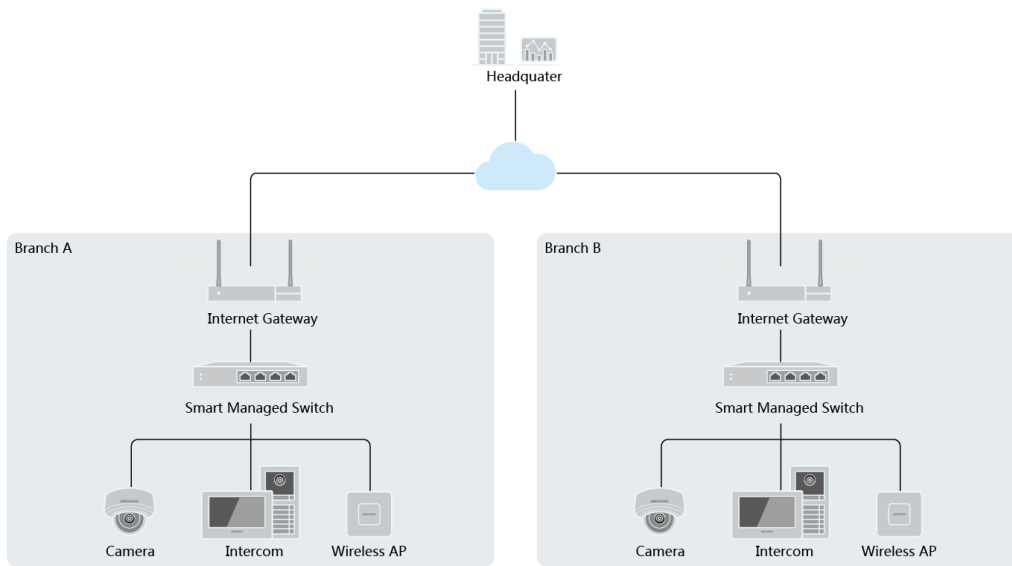
General		
Shell		Metal material
Net Weight		1.21 kg (2.67 lb)
Gross Weight		1.3 kg (2.87 lb)
Dimensions (W × H × D)		217.60 mm × 27.80 mm × 108.55 mm (8.57" × 1.09" × 4.27")
Operating Temperature		0 °C to 40 °C (32 °F to 104 °F)
Storage Temperature		-40 °C to 85 °C (-40 °F to 185 °F)
Operating Humidity		5% to 95% (no condensation)
Relative Humidity		5% to 95% (no condensation)
Power Supply		48 V DC, 2.5 A
Installation Mode		Desk-Mounted,Wall-Mounted
Max. Power Consumption		120 W
Power Consumption in Idle		7 W
Surge Protection		6 kV
Network Parameters		
Ports	4	8 × 10/100 Mbps PoE port,2 × Gigabit fiber optical port
MAC Address Table	3	8 K
Switching Capacity	2	20 Gbps
Packet Forwarding Rate		14.88 Mpps
Internal Cache		4.1 Mbits
PoE Power Supply		
PoE Standard	4	IEEE 802.3af,IEEE 802.3at
PoE Power Pin		End-span: 1/2(+), 3/6(-);
PoE Port		PoE: Ports 1 to 8
Max. Port Power		30 W
PoE Power Budget		110 W
Software Function		
Long Range		Ports 1 to 8: up to 300 m. Long range performance may vary depend on camera model or cable condition.
Port Isolation		Ports 1 to 8: port isolation mode to improve network security. Ports in an isolation group cannot communicate with each other, but they can communicate with ports outside the isolation group.
PoE Watchdog		Ports 1 to 8: auto detect and restart the cameras that do not respond.
Link Aggregation		Link aggregation is used to aggregate multiple physical ports to form a logical port for load balancing, bandwidth expansion, and port protection. Support static link aggregation. Support 8 aggregation groups.
Loop Prevention		Loop prevention is used to prevent the switching network from forming loops, which will seriously affect network communication. Disabled by default. Support 802.1D STP.
VLAN		VLAN is used for network scale planning and network health improvement. Support 802.1Q. Configurable VLAN ID from 1-4094. Support Trunk, Access port mode. Support Max. 4094 VLAN.

QoS	<p>QoS is used to allocate bandwidth to different services so as to provide end-to-end service quality assurance.</p> <p>Support port-based priority configuration.</p> <p>Support SP, WRR priority schedule mode.</p>
HPP	<p>Support one-click activation and remote management via Hik-Partner Pro. Functions supported:</p> <ol style="list-style-type: none"> <li>1. Display the port rate.</li> <li>2. Display the port bandwidth utilization rate.</li> <li>3. Display the PoE power usage.</li> <li>4. Display topology information.</li> <li>5. Display the alarm status.</li> <li>6. Restart ports and devices.</li> <li>7. Enable port long-range mode.</li> <li>8. Remotely upgrade the device.</li> </ol>
System Maintenance	<p>Remote upgrade, default parameters recovery, logs viewing, basic network parameters configuration, import and export configuration, time sync</p>
Port Rate-Limiting	<p>Port rate-limiting is used for port bandwidth adjustment to prevent network congestion.</p>
Storm Control	<p>Storm control is used to prevent switch ports from being blocked by broadcast or multicast storms in the LAN, which may affect network communication.</p> <p>Support port rate limiting based on broadcast, multicast, and unknown unicast packets.</p>
<b>Approval</b>	
EMC	<p>FCC (47 CFR Part 15, Subpart B);</p> <p>CE-EMC (EN 55032: 2015, EN IEC 61000-3-2: 2019, EN 61000-3-3: 2013+A1: 2019, EN 50130-4: 2011 +A1: 2014, EN 55035: 2017);</p> <p>IC (ICES-003: Issue 6);</p> <p>RCM (ASNZS CISPR 32: 2015)</p>
Safety	<p>UL (UL 60950-1);</p> <p>CB (IEC 60950-1:2005, AMD1:2009, AMD2:2013, IEC 62368-1: 2014 (Second Edition);</p> <p>CE-LVD (EN 60950-1: 2006 + A11: 2009 +A1: 2010+A12: 2011+A2: 2013, EN 62368-1: 2014+A11: 2017)</p>
Chemistry	<p>CE-RoHS (201165EU);</p> <p>WEEE (201219EU);</p> <p>Reach (Regulation (EC) No.19072006)</p>

## ▪ Available Model

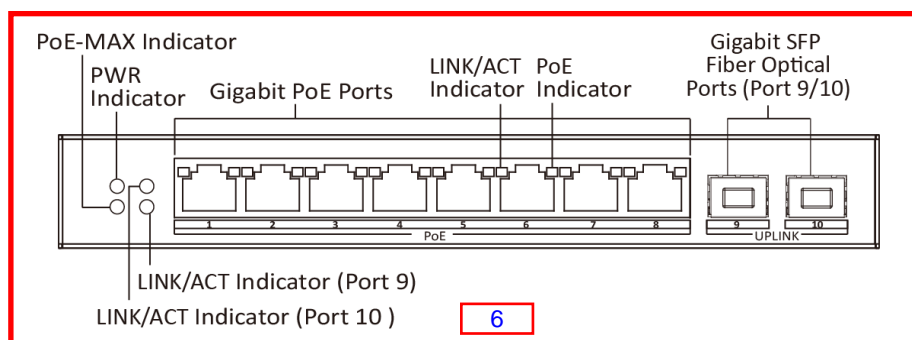
DS-3E1510P-SI

▪ Typical Application



▪ Physical Interface

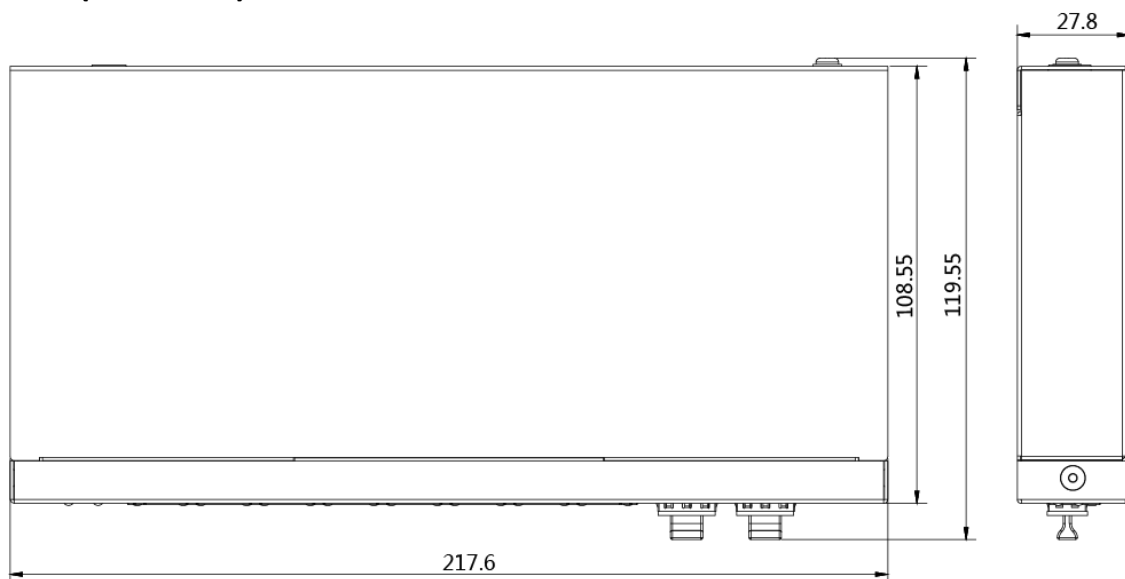
Front Panel



Rear Panel







▪ Dimension (Unit: mm)



▪ **Accessory**

▪ **Optional**

HK-SFP-1.25G-20-1550 SFP Module	HK-SFP-1.25G-20-1310 SFP Module	HK-SFP-1.25G-1310-DF- MM SFP Module	HK-SFP-1.25G-20-1310- DF SFP Module
			

**Headquarters**

No.555 Qianmo Road, Binjiang District,  
Hangzhou 310051, China  
T +86-571-8807-5998  
www.hikvision.com



Follow us on social media to get the latest product and solution information.

